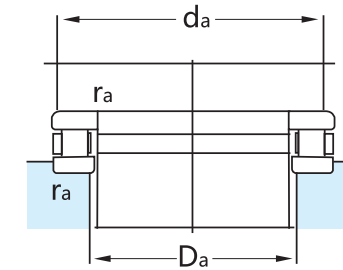
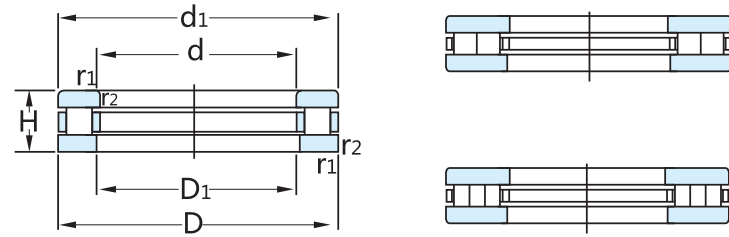


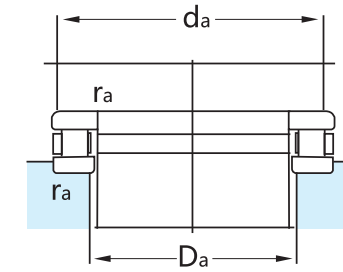
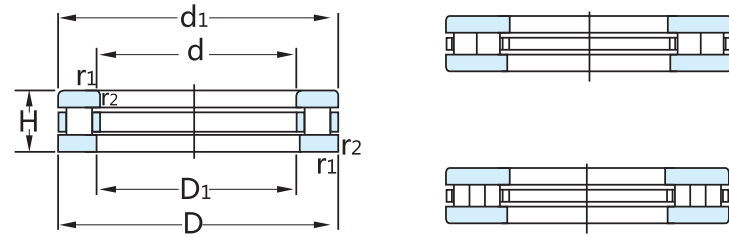
基本尺寸 Basic Size			基本额定负荷 Basic load rating 动态dynamic 静态static		代号 Code	额定转速 Speed Ratings 参考转速 极限转速 Reference Speed Limiting Speed	
d	D	H	C	C ₀	-	Speed	Speed
mm			kN			r/min	r/min
100	135	25	156	630	81120TN 81220TN 89320M	1200	2400
	150	38	270	1060		900	1800
	170	42	300	1370		950	1900
	210	50	540	2750	87420 89420M	600	800
	210	67	680	2800		700	1400
110	145	25	163	680	81122TN 81222TN 89322M	1100	2200
	160	38	260	1000		850	1700
	190	48	400	1830		850	1700
	230	54	640	3200	87422 89422M	530	700
	230	73	800	3350		630	1300
120	155	25	170	735	81124TN 81224TN	1100	2200
	170	39	255	1000		800	1600
	200	54	510	2360	89324M	750	1500
	250	58	765	4000	87424 89424M	500	670
	250	78	930	3900		600	1200
130	170	30	200	880	81126TN 81226TN 89326M	950	1900
	190	45	380	1460		700	1400
	225	58	560	2650		700	1400
	270	63	830	4400	87426 89426M	450	600
	270	85	1060	4500		530	1100
140	180	31	208	930	81128TN 81228M 89328M	900	1800
	200	46	360	1400		700	1400
	240	60	640	3100		670	1300
	280	63	880	4800	87428 89428M	450	600
	280	85	1100	4800		530	1100
150	190	31	212	1000	81130TN 81230M 89330M	850	1700
	215	50	465	1900		630	1300
	250	60	670	3250		630	1300
	300	67	1000	5400	87430 89430M	430	560
	300	90	1250	5600		500	1000

尺寸 Dimensions				挡肩及倒角尺寸 Shoulder and chamfer dimensions			质量 Mass
d	d ₁	D ₁	r _{1,2} min	d _a min	D _a max	r _a max	kg
mm				mm			
100	135	102	1	131	104	1	0.95
	150	103	1.1	142	107	1.1	2.2
	170	103	1.5	167	109	1.5	4.55
	210	103	3	206	110	2.5	9
	210	103	3	206	112	3	13.5
110	145	112	1	141	114	1	1.05
	160	113	1.1	152	117	1.1	2.3
	190	113	2	186	120	2	6.7
	230	113	3	225	117	2.5	11.5
	230	113	3	225	123	3	17.5
120	155	122	1	151	124	1	1.1
	170	123	1.1	162	127	1.1	2.55
	210	123	2.1	206	130	2.1	9.45
	250	123	4	244	131	3	15
	250	123	4	245	135	4	22
130	170	132	1	165	135	1	1.65
	187	133	1.5	181	137	1.5	4
	225	134	2.1	220	141	2.1	11
	270	134	4	265	144	3	18.5
	270	134	4	265	147	4	27
140	178	142	1	175	145	1	1.9
	197	143	1.5	191	147	1.5	5.05
	240	144	2.1	235	152	2.1	12.5
	280	144	4	276	155	3	19.5
	280	144	4	275	157	4	29.5
150	188	152	1	185	155	1	2.2
	212	153	1.5	211	158	1.5	7.2
	250	154	2.1	245	162	2.1	14
	300	154	4	295	162	3	23.5
	300	154	4	295	168	4	35.5



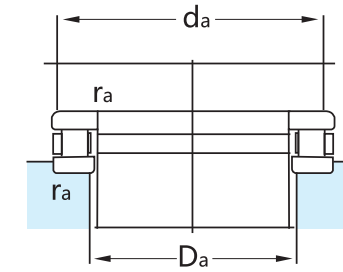
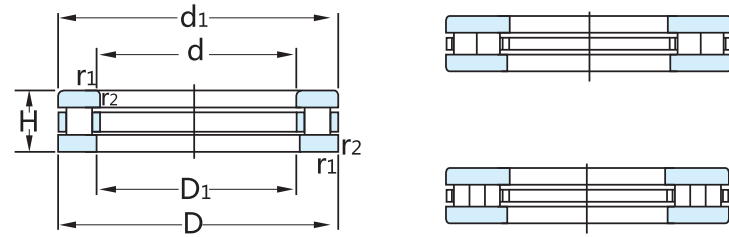
基本尺寸 Basic Size			基本额定负荷 Basic load rating 动态dynamic 静态static		代号 Code	额定转速 Speed Ratings 参考转速 极限转速 Reference Speed Limiting Speed	
d	D	H	C	C ₀	-	Speed	Speed
mm			kN			r/min	r/min
160	200	31	216	1020	81132TN 81232M 89332	850	1700
	225	51	480	2000		600	1200
	270	67	780	3800		450	600
	320	73	1160	6400	87432 89432M	380	500
	320	95	1430	6400		480	950
	170	215	34	285	1340	81134TN 81234M 89334	800
240		55	540	2280	560		1100
260		67	800	4000	430		560
340		78	1290	7100	87434 89434M	360	480
340		103	1600	7200		430	850
174.625		279.4	69.85	900	4000	BGSB358467 BGSB358344	530
	279.4	69.8	900	4000	530		700
180	225	34	270	1270	81136M 81236M	750	1500
	250	56	550	2400		560	1100
	300	73	1020	5000	89336 358141C	400	530
	300	85	1320	4800		360	480
	360	82	1500	8500	87436 89436M	340	450
	360	109	1760	8000		400	800
190	240	37	310	1460	81138M 81238M 89338 89438M	700	1400
	270	62	695	2900		500	1000
	320	78	1140	5600		380	500
	380	115	1960	9000		380	750
200	250	37	310	1500	81140M 81240M 89340 89440M	700	1400
	280	62	720	3100		500	1000
	340	85	1290	6400		340	450
	400	122	2160	10000		360	700
220	270	37	335	1700	81144M 81244M 358109C 89444M	670	1300
	300	63	750	3350		480	950
	360	112	2450	8500		340	450
	420	122	2320	11200		340	700

尺寸 Dimensions				挡肩及倒角尺寸 Shoulder and chamfer dimensions			质量 Mass
d	d ₁	D ₁	r _{1,2} min	d _a min	D _a max	r _a max	kg
mm				mm			
160	198	162	1	195	165	1	2.1
	222	163	1.5	220	168	1.5	7.6
	270	164	3	265	174	2.5	16.5
	320	164	5	316	177	4	29.5
	320	164	5	315	179	5	42
	170	213	172	1.1	209	176	1.1
237		173	1.5	235	180	1.5	9.3
280		174	3	276	185	2.5	17.5
340		174	5	335	184	4	35.5
340		174	5	335	191	5	52
174.625		279.4	174.625	3	268	188	2.5
	279.4	174.625	3	268	188	2.5	18
180	222	183	1.1	219	185	1.1	3.7
	247	183	1.5	245	190	1.5	9.95
	300	184	5	295	192	4	22
	300	183	2	282	198	2	26
	360	184	5	354	197	4	42.5
	360	184	5	353	203	5	60
190	237	193	1.1	233	197	1.1	4.75
	267	194	2	265	200	2	12
	320	195	4	315	203	3	27
	380	195	5	373	214	5	65.5
200	247	203	1.1	243	206	1.1	4.95
	277	204	2	275	210	2	13.5
	340	205	4	335	215	3	32
	400	205	5	393	226	5	75
220	267	223	1.1	263	226	1.1	5.2
	297	224	2	296	230	2	15
	360	225	4	338	242	3	49
	420	225	6	413	246	6	84.5



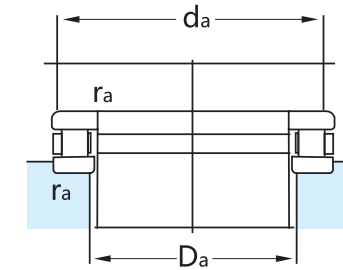
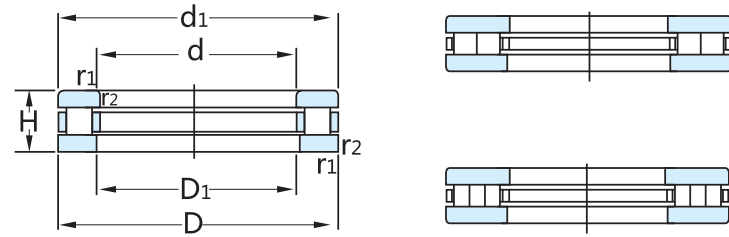
基本尺寸 Basic Size			基本额定负荷 Basic load rating 动态dynamic 静态static		代号 Code	额定转速 Speed Ratings 参考转速 极限转速 Reference Limiting Speed Speed	
d	D	H	C	C ₀	-	Speed	Speed
mm			kN			r/min	
240	300	45	475	2450	81148M 81248M	560	1100
	340	78	1100	4900		400	800
260	320	45	490	2600	81152M 81252M 89452	530	1100
	360	79	1140	5300		380	750
	480	132	2850	14300		300	630
280	350	53	680	3550	81156M 81256M 358112	480	950
	380	80	1160	5500		360	750
	520	190	3900	14600		180	260
300	380	48	640	3550	89160 81160M 81260M	340	450
	380	62	850	4400		430	850
	420	95	1530	7200		320	630
320	400	63	880	4650	81164M 81264M	400	800
	440	95	1560	7500		300	600
330	495	89	2240	12000	BGSB358345	200	300
340	420	64	900	4900	81168M 81268M	380	800
	460	96	1600	7800		300	600
360	440	48	680	4150	89172M 81172M 81272M	400	800
	440	65	900	4900		380	750
	500	110	2160	10400		260	530
380	460	48	710	4400	89176M 81176M 81276M	400	800
	460	65	900	5000		360	750
	520	112	2080	10000		260	500
400	480	48	735	4650	89180M 81180M 81280M 358191	400	800
	480	65	965	5600		360	700
	540	112	2120	10400		240	500
	710	185	5700	31000		100	150
420	500	48	765	4900	89184M 81184M 81284M	380	750
	500	65	980	5850		340	700
	580	130	2850	14000		160	220
431	571	89	2040	11800	BGSB358346	190	280

尺寸 Dimensions				挡肩及倒角尺寸 Shoulder and chamfer dimensions			质量 Mass
d	d ₁	D ₁	r _{1,2} min	d _a min	D _a max	r _a max	kg
mm				mm			
240	297	243	1.5	296	248	1.5	8.45
	335	244	2.1	335	261	2.1	22
260	317	263	1.5	316	268	1.5	9.1
	355	264	2.1	353	280	2.1	27
	480	265	6	472	288	5	114
280	347	283	1.5	346	288	1.5	12.5
	375	284	2.1	373	300	2.1	30
	520	286	6	480	320	5	195
300	377	303	2	360	320	2	13.5
	376	304	2	373	315	2	19.5
	415	304	3	413	328	3	43
320	396	324	2	394	334	2	20.5
	435	325	3	434	348	2.5	42.5
330	495	330	5	476	352	4	66
340	416	344	2	414	354	2	22.5
	455	345	3	452	367	2.5	47
360	437	363	2	420	380	2	15.5
	436	364	2	434	374	2	19.5
	495	365	4	492	393	3	65.5
380	457	383	2	440	400	2	16.5
	456	384	2	453	393	2	22
	515	385	4	511	413	3	75
400	477	403	2	460	420	2	17.5
	476	404	2	473	413	2	23
	535	405	4	531	433	3	73
	710	405	7.5	696	440	6	350
420	497	423	2	480	440	2	18
	495	424	2	493	433	2	24
	575	425	5	571	450	4	95.5
431	571	431	5	549	455	4	68



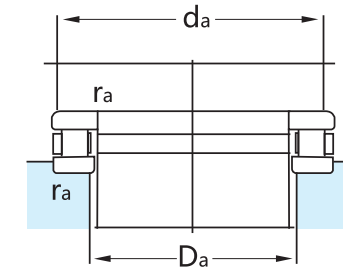
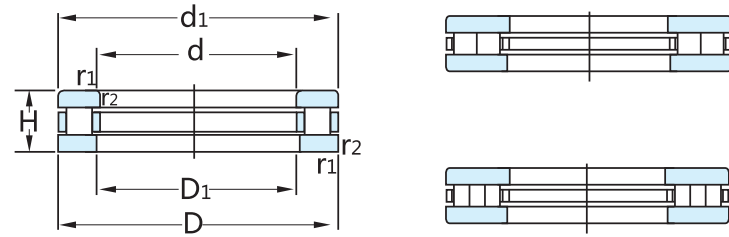
基本尺寸 Basic Size			基本额定负荷 Basic load rating		代号 Code	额定转速 Speed Ratings	
d	D	H	动态dynamic C	静态static C ₀		参考转速 Reference Speed	极限转速 Limiting Speed
mm			kN		-	r/min	
431.800	571.5	88.9	2040	11800	BGSB358469	190	280
440	540	60	1040	6400	89188M	320	630
	540	80	1430	8000	81188M	300	600
	600	130	2900	14600	81288M	220	430
460	560	60	1080	6700	89192M	230	630
	560	80	1460	8500	81192M	300	600
	620	130	2700	13400	81292M	200	430
480	580	60	1100	6950	89196M	320	630
	580	80	1460	8650	81196M	280	560
	650	135	3350	17000	81296M	200	400
482.600	673.1	114.3	3400	20000	475619	180	260
500	600	60	1220	8150	891/500M	300	600
	600	80	1560	9300	811/500M	280	560
	670	135	3200	16300	812/500M	190	380
508	762	139.7	4900	26500	BGSB358371	220	430
530	590	36	380	2850	BGSB358363	280	380
	640	67	1370	8800	891/530M	280	560
	640	85	1730	10600	811/530M	260	530
	710	120	3650	18600	358060	200	400
	710	140	3650	18600	812/530M	180	360
560	665	85	1800	11000	BGSB358221	180	260
	670	67	1370	9150	891/560M	280	530
	670	85	1760	11100	811/560M	260	500
	750	150	3800	20000	812/560M	170	340
600	710	67	1430	9650	891/600M	260	530
	710	85	1800	11600	811/600M	240	500
	800	160	4400	24000	812/600M	160	320
622.300	812.8	114.3	3800	25000	475621	150	200
630	750	73	1630	11200	891/630M	240	480
	750	95	2160	13700	811/630M	220	450
	850	175	4800	26000	812/630M	140	280

尺寸 Dimensions				挡肩及倒角尺寸 Shoulder and chamfer dimensions			质量 Mass
d	d ₁	D ₁	r _{1,2} min	d _a min	D _a max	r _a max	
mm				mm			kg
431.800	571.5	431.8	5	549	455	5	66.5
440	537	443	2.1	515	465	2	30
	535	444	2.1	533	459	2	39.5
	595	445	5	591	479	4	110
460	557	463	2.1	535	485	2	31.5
	556	464	2.1	553	479	2	43
	615	465	5	611	499	4	118
480	577	483	2.1	555	505	2	32.5
	576	484	2.1	573	500	2	43
	645	485	5	641	520	4	128
482.600	673.1	482.6	5.6	650	498	5	140
500	597	503	2.1	575	525	2	34
	595	505	2.1	592	519	2	46
	665	505	5	661	540	4	133
508	758.83	511.18	6.4	727	557	6	237
530	590	532	1.5	573	547	1.5	13
	636	534	3	613	557	2.5	44
	635	535	3	632	554	2.5	55.5
	704	536	5	680	560	4	135
	705	535	5	701	572	4	154
560	665	560	3	575	643	2.5	60.5
	666	564	3	643	587	2.5	46.5
	665	565	3	662	584	2.5	58
	745	565	5	741	611	4	187
600	706	604	3	683	627	2.5	49.5
	705	605	3	702	624	2.5	64
	795	605	5	789	651	4	240
622.300	812.8	622.8	5.6	789	637	5	180
630	746	634	3	720	660	2.5	62
	746	634	3	732	650	2.5	80
	842	638	6	808	672	5	295



基本尺寸 Basic Size			基本额定负荷 Basic load rating		代号 Code	额定转速 Speed Ratings		
d	D	H	动态dynamic C	静态static C ₀		参考转速 Reference Speed	极限转速 Limiting Speed	
mm			kN		-	r/min		
650	920	140	5400	38000	358130	110	160	
	930	130	5400	38000		358162A	110	160
655	765	45	1180	9000	BGSB634147A	200	300	
670	800	78	2000	13400	891/670M	220	450	
	800	105	2550	16300		811/670M	200	400
	900	180	5700	30500		812/670M	140	280
673.227	876.173	111.125	4050	26000	464790	150	200	
710	850	85	2200	15000	891/710M	200	400	
	850	112	2900	18300		811/710M	140	190
	950	190	5850	32000		812/710M	130	260
711.327	964.26	127.127	5200	36000	475623	140	190	
750	900	90	2400	16600	891/750M	190	380	
	900	120	3250	21200		811/750M	170	340
	1000	195	6550	36000		812/750M	120	240
762.127	964.946	111.125	4300	29000	464789	130	180	
780	890	50	1220	10000	634055	180	260	
800	950	90	2500	18000	891/800M	190	380	
	950	120	3450	22000		811/800M	170	340
	1060	205	7350	40500		812/800M	110	220
812.800	1016	127.127	5300	34000	464973	110	160	
850	1000	90	2600	19000	891/850M	180	360	
	1000	120	3450	23200		811/850M	160	320
	1120	212	8150	45500		812/850M	110	220
900	1060	95	3050	22000	891/900M	170	340	
	1060	130	4000	27000		811/900M	150	300
	1180	220	8500	49000		812/900M	100	200
950	1120	103	3450	25000	891/950M	160	300	
	1120	135	4400	30000		811/950M	140	280
	1250	236	10000	58500		812/950M	90	180

尺寸 Dimensions				挡肩及倒角尺寸 Shoulder and chamfer dimensions			质量 Mass
d	d ₁	D ₁	r _{1,2} min	d _a min	D _a max	r _a max	
mm				mm			kg
650	920	655	6	890	690	5	325
	930	650	4	890	690	3	315
655	765	650	1.9	745	680	1.5	39
670	795	675	4	769	701	3	75.5
	795	675	4	777	693	3	110
	892	678	6	860	710	5	335
673.227	876.173	673.227	4	845	705	3	185
710	845	715	4	816	744	3	95
	845	715	4	825	735	3	155
	945	715	6	905	855	5	413
711.327	964.26	711.327	7.6	920	730	7	300
750	895	755	4	863	787	3	115
	895	755	4	873	777	3	155
	992	758	6	955	795	5	445
762.127	964.946	762.127	4	933	793	3	210
780	890	780	1.5	870	805	1.5	52
800	946	804	4	913	837	3	120
	945	805	4	923	827	3	165
	1055	805	7.5	1015	845	6	515
812.800	1016	812.86	2.3	990	842	2	250
850	995	855	4	963	887	3	130
	995	855	4	973	877	3	170
	1110	860	7.5	1075	895	6	580
900	1055	905	5	1022	938	4	150
	1054	906	5	1032	928	4	210
	1175	905	7.5	1130	950	6	698
950	1115	955	5	1080	990	4	185
	1114	956	5	1089	981	4	250
	1240	960	7.5	1200	1000	6	805



基本尺寸 Basic Size			基本额定负荷 Basic load rating		代号 Code	额定转速 Speed Ratings	
d	D	H	动态dynamic C	静态static C ₀		参考转速 Reference Speed	极限转速 Limiting Speed
mm			kN		-	r/min	
980	1120	120	3200	22000	BGSB358272		
1000	1090	70	1830	15300	351585B BGSB834146		
	1120	52	1600	14000			
	1180	109	3900	28500	891/1000M	150	280
	1180	140	4750	32500	811/1000M	130	260
1320	250	10200	60000	812/1000M	85	170	
1003.350	1117.6	50.8	1960	18600	BGSB358391		
1060	1250	115	4150	31000	891/1060M	140	260
	1250	150	5300	37500	811/1060M	120	240
	1400	265	12000	71000	812/1060M	75	150
1120	1320	122	4900	36500	891/1120M	130	260
	1320	160	6000	41500	811/1120M	110	220
1200	1660	300	20800	127000	BGSB358235		
1280	1400	60	1700	19000	BGSB634152A		
1400	1520	52	1830	23600	353156 BGSB358316		
	1640	150	6100	48000			
1560	1650	57	765	8150	BGSB358895/HA1		
1680	1800	75	2120	23600	BGSB834150		
1750	1895	76	3200	41500	358157		
2130	2250	76	2320	10200	BGSB634999		
2305	2450	76	3750	54000	358158		
2540	2700	80	4400	64000	358135		

尺寸 Dimensions				挡肩及倒角尺寸 Shoulder and chamfer dimensions			质量 Mass
d	d ₁	D ₁	r _{1,2} min	d _a min	D _a max	r _a max	kg
mm				mm			
980	1115	985	5	1090	1010	4	180
1000	1090	1003.5	2.1	1078	1017	2	68
	1120	1000	2.1	1098	1030	2	75
	1175	1005	5	1138	1042	4	220
	1174	1006	5	1146	1034	4	285
1308	1012	9.5	1260	1060	8	965	
1003.350	1117.6	1003.35	2	1096	1024	2	64.5
1060	1245	1065	5	1205	1105	4	260
	1244	1066	5	1215	1095	4	225
	1395	1063	9.5	1340	1120	8	1150
1120	1315	1125	5	1274	1066	4	305
	1314	1126	5	1284	1156	4	410
1200	1655	1205	6	1600	1260	5	2140
1280	1396	1284	3	1380	1300	2.5	102
1400	1515	1405	2	1496	1424	2	97
	1632	1408	6	1580	1460	5	575
1560	1650	1580	2	1617	1583	2	97
1680	1796	1684	4	1776	1704	3	175
1750	1890	1755	3	1875	1775	2.5	215
2130	2245	2135	3	2226	2154	2.5	235
2305	2445	2810	3	2480	2330	2.5	285
2540	26795	2545	3	2676	2532	2.5	365

